

COVID-19 RESPONSE

SURVEILLANCE REPORT: November 28 – December 11, 2021

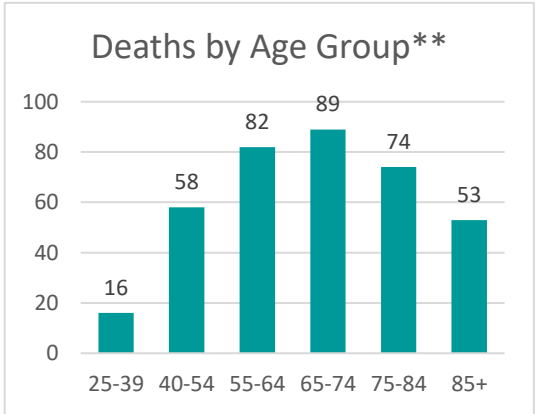
“Healthy People in a Healthy Stanislaus”

Overview

- The daily COVID-19 case rate has slightly increased in this two-week period.
- Testing positivity has continued to decrease in this two-week period.

COVID-19 MONITORING

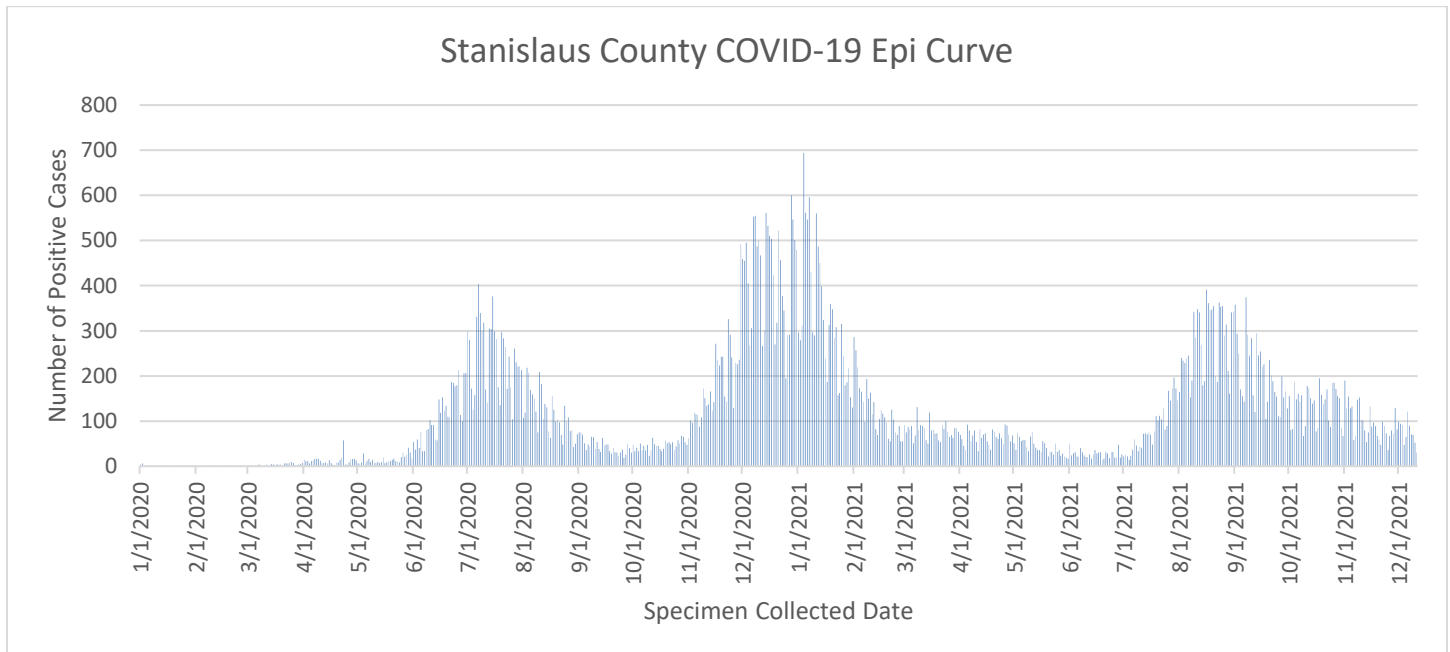
Age	Report Weeks			Total		
	Count	%	Rate*	Count	%	Rate*
0-17	289	22.5%	2.02	12,967	15.7%	90.44
18-44	575	44.7%	2.71	39,551	48%	186.44
45-64	288	22.4%	2.27	21,001	25.5%	165.68
65+	135	10.5%	1.69	8,945	10.9%	112.28
Total	1,287	-	-	82,464	-	-
Deaths	16	-	-	1,460	-	-



*Rate per 1,000 population; Data Source: California Department of Finance

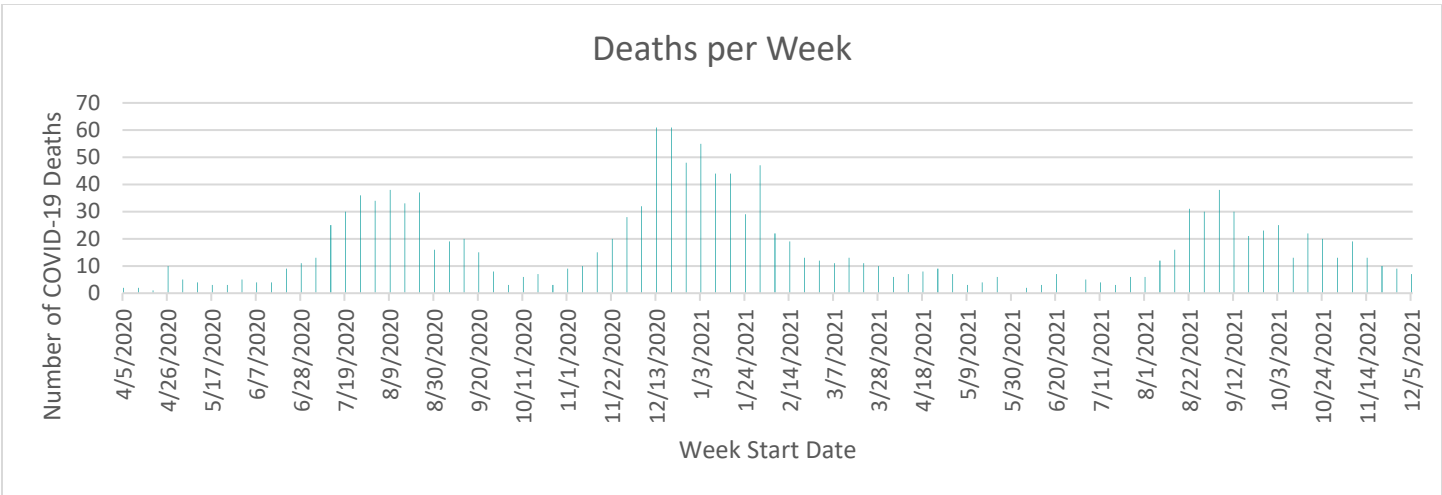
**Deaths since the start of the 2021 summer surge (July 1, 2021 through December 11, 2021).

This graph shows the daily number of COVID-19 confirmed cases reported among Stanislaus County residents by episode date.



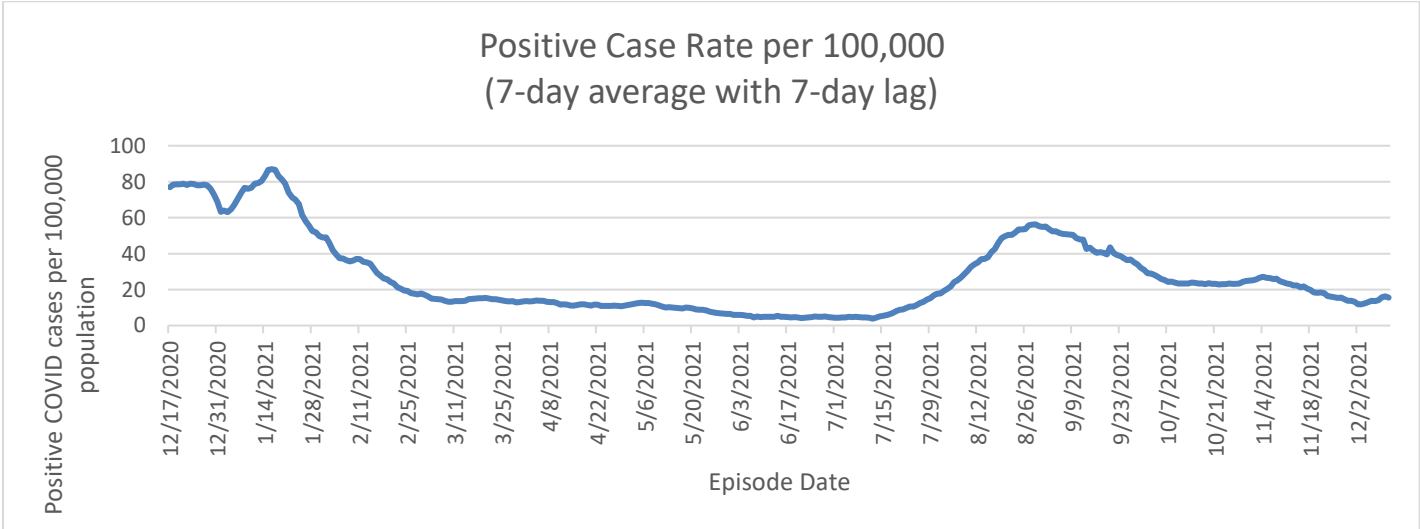
Note: Due to delays in specimen processing, totals for the past two weeks may be incomplete.

Reported COVID-19 cases and deaths on this page are those that have been confirmed by Stanislaus County Public Health.

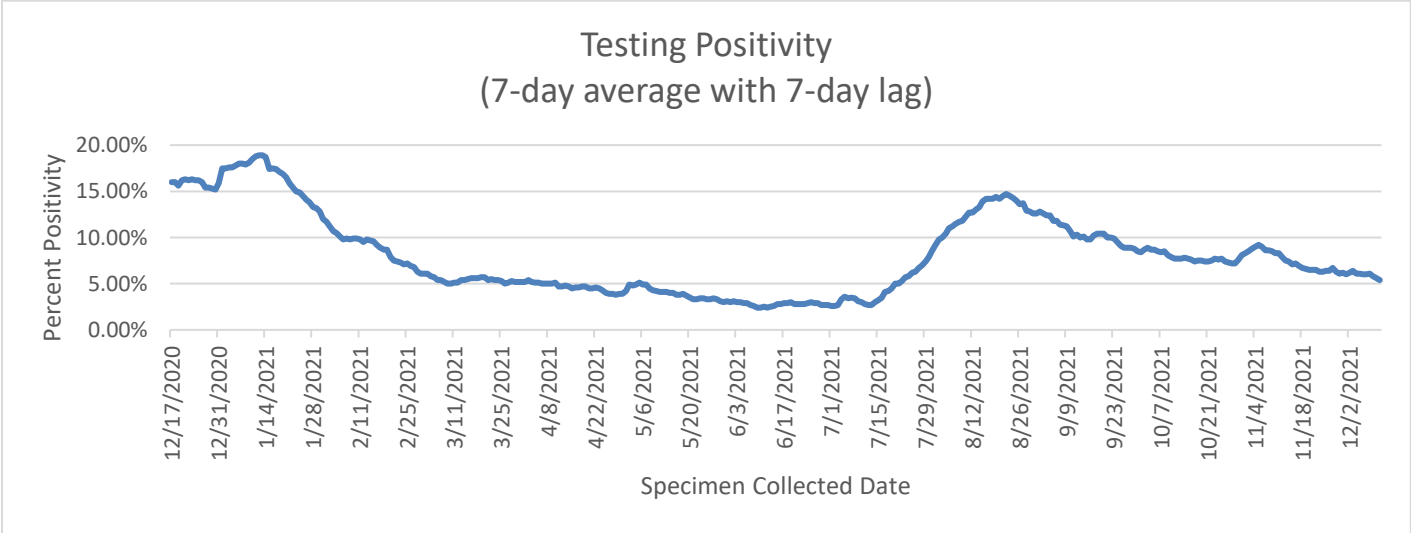


Note: Due to delays in death reporting and assessment, totals for the past two weeks may be incomplete.
 Reported COVID-19 cases and deaths on this page are those that have been confirmed by Stanislaus County Public Health.

The graph below shows positive case rate (number of positive cases per 100,000 county population), 7-day average with 7-day lag, through the report week. This does not include the state adjustments and may vary from state measures. Data are pulled from the last 12 months.



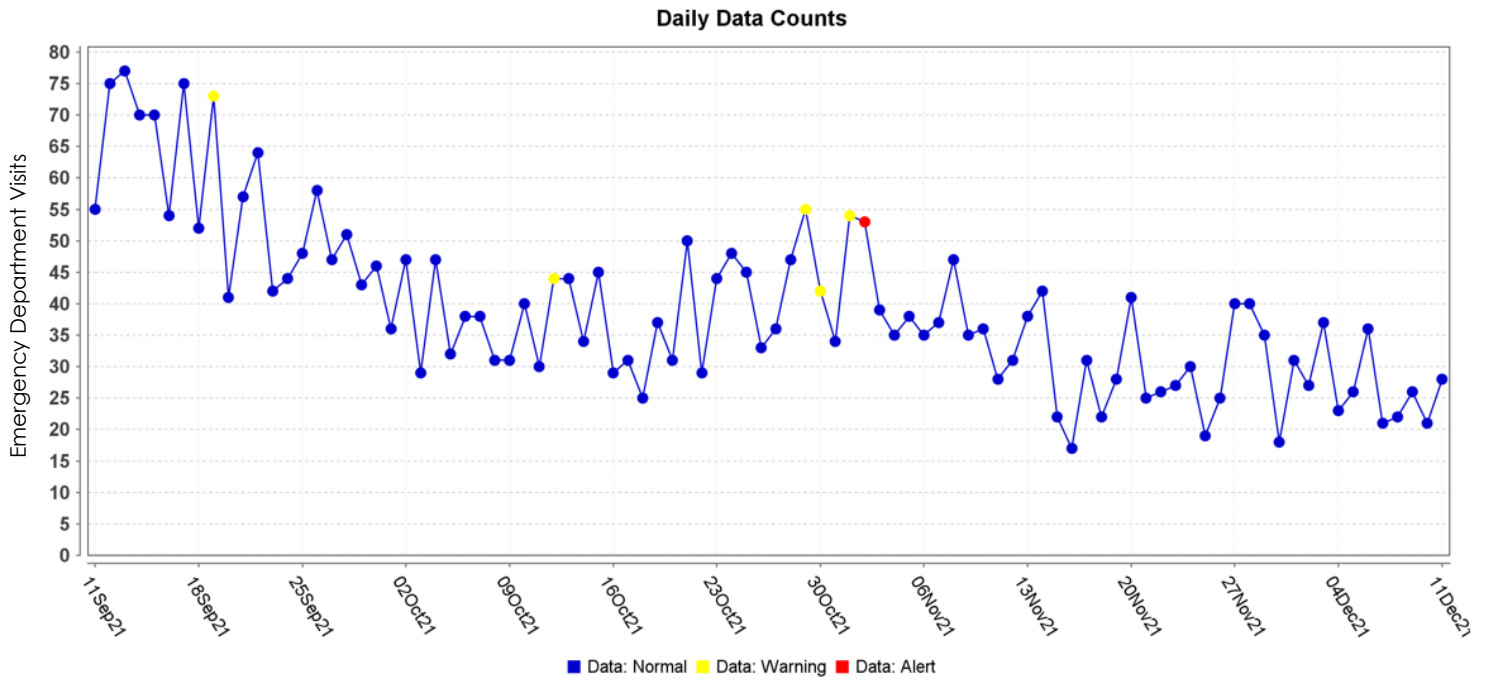
The graph below shows testing positivity (percent of tests that are positive), 7-day average with 7-day lag, through the report week. This may vary from state measures. Data are pulled from the last 12 months.



COMMUNITY MONITORING – EMERGENCY CASES

COVID-19 LIKE ILLNESS

This graph shows the number of emergency room visits for COVID-19-like illness for all Stanislaus County Hospitals.



COVID-19 OUTBREAKS BY INDUSTRY

Current Outbreaks as of December 11, 2021:

Industry	Number of Open Outbreaks	Open Outbreaks Newly Reported in last 2 weeks
Public safety, including police, fire, and correctional institutions	1	1
Food Processing/Manufacturing	1	0
Agricultural Operations	1	1
Transportation	1	1
Distribution Warehouse	1	0
Elementary/Secondary Schools	5	5
Total	10	8

Note: Stanislaus County defines an outbreak as ≥ 3 cases of confirmed COVID-19 with epi-linkage