

2020 Community Report



Highlights from the Stanislaus County Community Health Assessment and Community Health Improvement Plan





2020 COMMUNITY REPORT

Vision

A thriving community where all people have the opportunity to be safe and healthy

Message from the Director

We are so excited to present the 2020 Community Report which reflects our commitment to creating a thriving community where all people have the opportunity to be safe and healthy. This report is meant to serve as a resource for our partners, stakeholders and the community by providing a snapshot of the current state of health in Stanislaus County and a brief overview of how we plan to improve the health of our community. In this report you will find an overview of our four focus areas, our desired results, the headline indicators we will be tracking and the overarching strategies we will use for addressing the four focus areas.

I would like to extend a sincere thank you to all our partners, the numerous stakeholders, and the community for the time you gave, the ideas you shared and the commitment you demonstrated. We hope this document will be useful and that it will serve as an essential resource as we begin to collectively work on achieving the results we identified and on making our vision real.

-Lori Williams, MSW



209.558.7700
www.schsa.org

Table of Contents

Stanislaus County Highlights

Page 2

Focus Area 1: Chronic Disease

Page 6

Focus Area 2: Housing and Homelessness

Page 8

Focus Area 3: Tobacco and Substance Use

Page 10

Focus Area 4: Communicable Disease

Page 12

Many thanks to contributing organizations:

Area Agency on Aging, Behavioral Health and Recovery Services, Catholic Charities, Center for Human Services, City of Ceres, City of Hughson, City of Riverbank, Community Health Insights, Community Services Agency, CSU Stanislaus, Economic Development and Workforce Alliance, El Concilio, Focus on Prevention, Golden Valley Health Centers, Health Net, Health Plan of San Joaquin, Health Services Agency, Kaiser Permanente, LGBTQ Collaborative, Livingston Community Health, MoPride, Parent Resource Centers, Mountain Valley EMS Agency, Sierra Vista Child and Family Services, Stanislaus County Children and Families Commission, Stanislaus County Office of Education, Sutter Health, United Way, Valley Children's Hospital, West Modesto King Kennedy Center

Stanislaus County Board of Supervisors

District 1 Buck Condit

District 2 Vito Chiesa

District 3 Terry Withrow

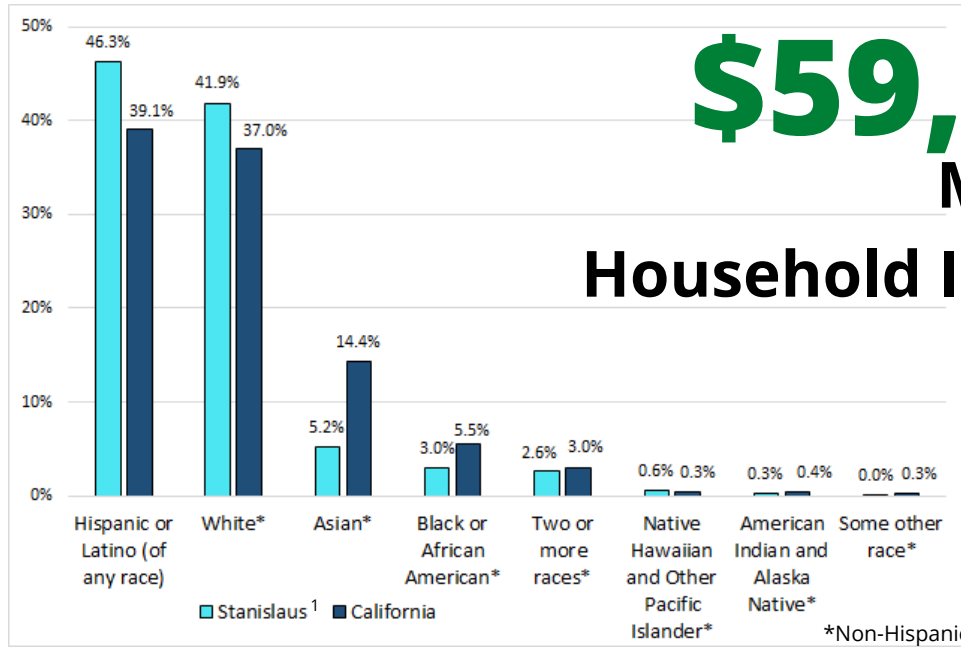
District 4 Mani Grewal

District 5 Channce Condit

Population of Stanislaus County:¹ 547,899



4 out of 5 Residents live in an **incorporated city**.¹



\$59,517

Median Household Income¹



Median Age 34.1¹

27% of residents are under 18 years old and 18% are at least 60 years old.

1 in 3 households speak **Spanish** at home.¹




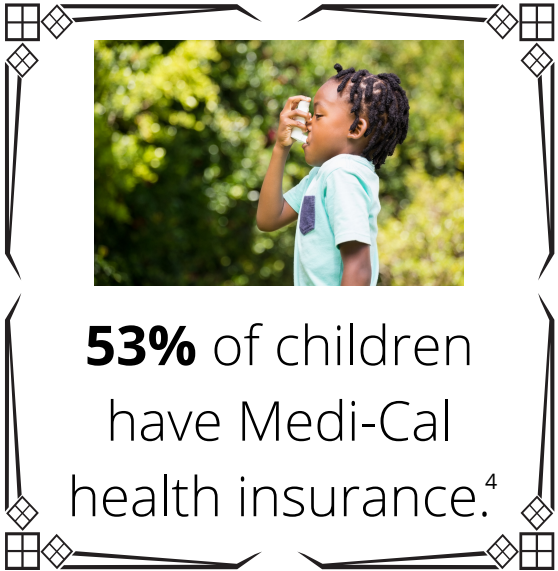
¹ U.S. Census Bureau (2018). 2017 American Community Survey (1-year estimate)



In 2016 there were 707 people **living with HIV** in Stanislaus County, a 27% increase in 5 years.²

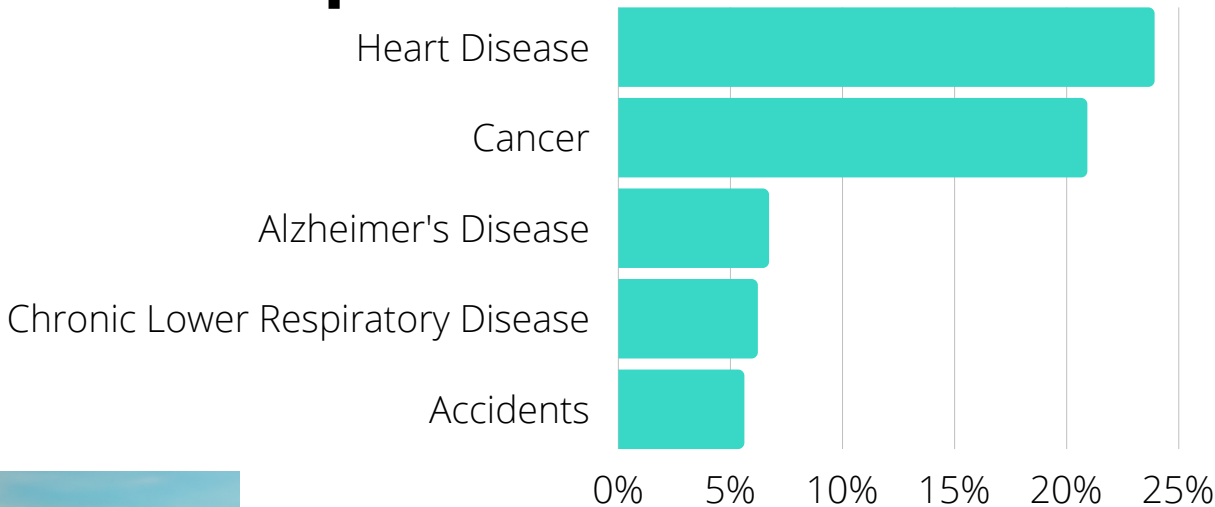


In 2019, California ranked Stanislaus County with the **3rd worst heart disease mortality** in the state.³



In 3 years, the ratio of primary care doctors to population **decreased 21%**.⁵

Top 5 Causes of Death⁶



²California Department of Public Health, Office of AIDS, California HIV Surveillance Report-- 2016

³California Department of Public Health, 2019 County Health Status Profiles

⁴U.S. Census Bureau (2018). 2017 American Community Survey (1 year estimate)

⁵Stanislaus County Health Services Agency analysis of data from Stanislaus Medical Society 2015-2018

⁶Centers for Disease Control and Prevention, National Center for Health Statistics. Underlying Cause of Death 1999-2017 on CDC WONDER Online Database



Stanislaus Violent Crime rose 5.5% , while Property Crime fell 35% in 10 years.⁷

Violent Crime includes aggravated assault, robbery, rape and homicide. Property Crime includes theft, car theft and burglary.



In 2019 the Modesto metro area had the **4th highest** car theft rate in the country.⁸



African Americans die from gunshot wounds almost **7 times** as often as White/Other/Unknown.⁹

Motor Vehicle Crashes killed **92 people** in Stanislaus in 2018.¹⁰

The Stanislaus motor vehicle mortality rate is 1.6 times the California rate.



Falls are the **leading cause of injury death** among seniors age 60 and over.¹¹

⁷ California Department of Justice 2008-2017

⁸ National Insurance Crime Bureau 2020

⁹ CDPH Vital Statistics Death Statistical Master Files, Epicenter 2007-2016

¹⁰ CDPH Vital Statistics Death Statistical Master Files, Epicenter 2018

¹¹ CDPH Vital Statistics Death Statistical Master Files, Epicenter 2012-2016




57% of homes are owner occupied.¹²

3 out of 5 3rd graders did not meet the standard in the State English/Language Arts Exam.¹³




22% of adults over 25 never completed high school.¹²



18% of school age kids live in poverty.¹⁴

14% of all Stanislaus residents live in poverty.



The annual salary for a university graduate is almost **double** that of a high school graduate.¹⁴



¹²U.S. Census Bureau (2018). 2017 American Community Survey (5 year estimate)

¹³California Assessment of Student Performance and Progress; Test Results for English Language Arts/Literacy 2015-2018

¹⁴U.S. Census Bureau (2018). 2017 American Community Survey (1 year estimate)



FOCUS AREA 1: CHRONIC DISEASE

Where we are...

In 2015-2017
11.9% of adults
reported having
diabetes.²⁴



Adults with lower
incomes are almost
TWICE as likely to
have diabetes
compared with those
with higher incomes.²⁴



**The top 4 causes of death (57.7% of all deaths)
from 2015-2017 were all chronic diseases.**²⁵

**40% of adults
are obese.**²⁴



44.5% of 5th graders
are overweight or
obese.²⁶

²⁴UCLA. California Health Interview Survey 2011-2017

²⁵Centers for Disease Control and Prevention, National Center for Health Statistics. Underlying Cause of Death 1999-2017 on CDC WONDER Online Database, released December, 2018

²⁶California Department of Education, Physical Fitness Testing Research Files 2018-2019.

Looking forward to 2025...

Results Statement:

All people will have the opportunity to live a long and healthy life.

Targets

Decrease **childhood obesity** from 44.5% to 40.0%.



Decrease the percent of adults diagnosed with **diabetes** from 11.9% to 10.7%.



Decrease **adult obesity** from 39.8% to 35.8%.



Overarching Strategy

To increase healthy eating and active living by promoting healthy behaviors and supporting policies and environments that empower community members to attain the highest possible level of health.





FOCUS AREA 2: HOUSING AND HOMELESSNESS

Where we are...



1,356
People experiencing
homelessness
identified in 2018.²⁰

34% of Rentals and
58% of Owner occupied
homes have at least
one housing problem.²¹



Housing problems include:

- plumbing problems
- incomplete kitchen
- more than 1 person per room
- housing costs more than 30% of income



3.7% of
Rental
homes are
vacant.²²

12.4% of people
experiencing
homelessness
are under 18
years old.²⁰



1 in 2

Renters spend over
30% of their income
on rent.²³

²⁰U.S. Department of Housing and Urban Development, Point in Time Count, 2019

²¹U.S. Department of Housing and Urban Development Comprehensive Housing Affordability Strategy

²²U.S. Census Bureau (2018). 2017 American Community Survey (5 year estimate)

²³U.S. Department of Housing and Urban Development, Comprehensive Housing Affordability Strategy analysis of 2011-2015 American Community Survey. Renters who spend over 30% of income on rent are considered "cost-burdened."

Looking forward to 2025...

Results

Statement:

All will have a safe and affordable place to live.

Targets



Decrease the percent of homeowners paying **30% or more of their income** on monthly housing costs from 35% to 30%.

Decrease the number of people experiencing **homelessness** from 1,356 to 1,220.



Decrease the percent of renters paying **30% or more of their income** on monthly housing costs from 56.2% to 51.2%.

Increase the percent of **owner-occupied homes** from 57.1% to 62.1%.



Overarching Strategy

To improve the health and lives of those experiencing or at risk of homelessness by designing systems to prevent homelessness for future populations, advocating for policies and interventions that empower persons experiencing homelessness to connect with available resources, and streamlining countywide homelessness efforts.






FOCUS AREA 3: TOBACCO AND SUBSTANCE USE

Where we are...

17% of Stanislaus adults smoke.¹⁵




14.4% of 11th graders have smoked a cigarette.¹⁶



37.0% of 11th graders have smoked an e-cigarette.¹⁷



In 2017 there were **more opioid prescriptions than people** in Stanislaus County.¹⁸



The **Drug Overdose Death** rate for African Americans is over **three times** the rate for Hispanics/Latinos.¹⁹

¹⁵UCLA. California Health Interview Survey 2011-2017

¹⁶California Department of Education 2013-2015

¹⁷UCLA. California Health Interview Survey 2016-2017

¹⁸California Department of Justice, Controlled Substance Utilization Review and Evaluation System

¹⁹Centers for Disease Control and Prevention, National Center for Health Statistics. Underlying Cause of Death 1999-2017 on CDC WONDER Online Database, released December, 2018


Looking forward to 2025...

Results Statement:

A community free from the harm of tobacco and substance use.

Targets

Decrease the percent of **adults who smoke tobacco** from 17.2% to 11.7%.



Decrease **opioid prescription rate** from 956.6 per 1,000 residents to 670 per 1,000 residents.



Decrease the percent of **11th grade students who ever smoked** from 14.4% to 10.0%.



Overarching Strategy

To improve the health and lives of Stanislaus County residents by reducing tobacco-related health disparities and advancing health equity; preventing initiation of tobacco and substance use among youth and young adults, eliminating exposure to secondhand smoke, and supporting substance use intervention services.





FOCUS AREA 4: COMMUNICABLE DISEASE

Where we are...



96% of Stanislaus kindergartners were fully immunized 2017-2018.²⁷
Compared to 95% of California kindergartners.



On average, one Stanislaus County resident was **infected with HIV every week** in 2017.²⁸

60% of new infections were in people age 25-44.



Babies born in Stanislaus County in 2017 were **8.8 times** more likely to have congenital syphilis than babies born in the rest of the U.S.²⁹



90% increase in valley fever cases from 2012 to 2017.³⁰

Valley fever is a respiratory infection caused by a fungus that lives in the soil.

Chlamydia and Gonorrhea infections have **risen 40%** from 2013 to 2017.³¹

58% of the 2,537 new Chlamydia infections were in youth age 15-24.



²⁷ California Department of Public Health, Immunization Branch, 2017-2018 Kindergarten Immunization Assessment – Executive Summary

²⁸ California HIV Surveillance Report, California Department of Public Health Office of AIDS, Revised July 12, 2018

²⁹ California Department of Public Health STD Control Branch, 2017 STD Data Tables

³⁰ California Department of Public Health, Infectious Disease Branch, Epidemiologic Summary of Coccidioidomycosis in California, 2017

³¹ California Department of Public Health, 2017 Data Request from the Sexually Transmitted Diseases Branch, 2018

Looking forward to 2025...

Results Statement:

A community with adequate protection against communicable disease and equitable access to treatment.

Targets

Decrease new **chlamydia** infections from 460 to 414 per 100,000.



Decrease new **syphilis** infections from 21.9 to 19.7 per 100,000.



Increase the percentage of fully **vaccinated children in kindergarten** from 96% to 98%.



Decrease new **HIV** infections from 9.6 to 8.6 per 100,000.




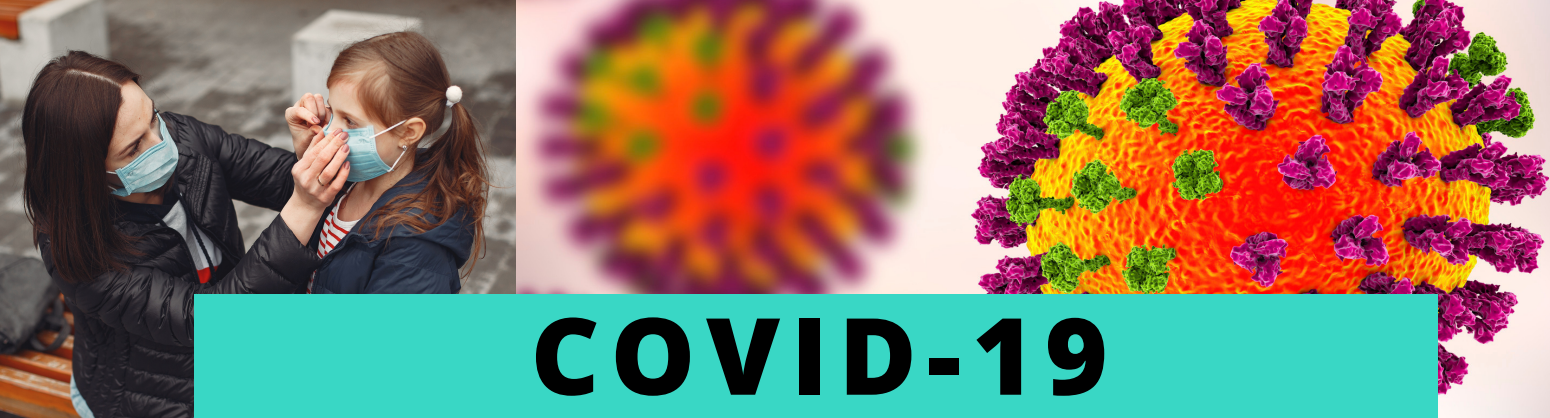
Decrease new **gonorrhea** infections from 139.6 to 125.6 per 100,000.



Overarching Strategy

To improve the health and lives of Stanislaus County residents by mobilizing local data to identify persons with elevated risk of contracting diseases, designing targeted interventions to prevent disease transmission, and improving access to quality services.





COVID-19 ADDENDUM

In March 2020, the first case of Novel Coronavirus Disease 2019 (COVID-19) was diagnosed in a Stanislaus County resident. Over the course of 2020, Stanislaus County confirmed over **34,000 positive cases**, and over **600 deaths** as a result of COVID-19 infection.



In order to recognize ongoing efforts to reduce COVID-19 transmission and mortality within Stanislaus County, COVID-19 activities and strategies were added to the Community Health Improvement Plan .

When the Communicable Disease Focus Area Workgroup launches, these activities and strategies will be formally reviewed and adapted with community input and community-wide indicators will be identified to track progress in addressing COVID-19 in Stanislaus County.



For the full Community Health Assessment, visit <http://schsa.org/CHA>
For the full Community Health Improvement Plan, visit <http://schsa.org/CHIP>

